




*Working with national, state, and local partners
to ensure safer communities.*


ENSURING ACCESSIBILITY IN EMERGENCY PROCESSES AND SHELTERS

*Carl T. Cameron, PhD
President
Inclusion Research Institute*

A photograph in the top right corner shows a doctor in a white lab coat with a stethoscope around his neck, leaning over an elderly patient lying in a hospital bed. The patient is holding a small object, possibly a phone. In the background, there are palm trees, suggesting a tropical or coastal setting.

*Working with national, state, and local partners
to ensure safer communities.*

***In a very dramatic fashion,
natural and man made disasters
reminded us that a major
segment of our population are
extremely vulnerable, and we
still have a great deal to do to
make sure these needs are
addressed to the maximum
extent possible...***



*Working with national, state, and local partners
to ensure safer communities.*

***...and that many of the
horrific events could
have been mitigated by
specific planning of
planners, responders,
service providers,
advocates, and
individuals themselves.***



*Working with national, state, and local partners
to ensure safer communities.*





*Working with national, state, and local partners
to ensure safer communities.*






*Working with national, state, and local partners
to ensure safer communities.*





*Working with national, state, and local partners
to ensure safer communities.*






*Working with national, state, and local partners
to ensure safer communities.*

Definition of Vulnerable Populations

People who, because of their special needs, cannot shelter in place, evacuate, maintain or recover during and following a disaster without additional and often specialized assistance from others.



*Working with national, state, and local partners
to ensure safer communities.*

Definition of Special Needs from the National Response Framework (2008)

Individuals who before, during and after an incident May have additional needs in one or more of the following functional areas:

*maintaining independence,
communication,
transportation,
supervision, and
medical care*

including those:

who have disabilities

who live in institutionalized settings

who are elderly

who are from diverse cultures

who have limited English proficiency or who are non-English speaking

who are children

who are transportation disadvantaged

What are the issues for people who are the most vulnerable?

- ***Communication***
- ***Comprehension***
- ***Emergency warning***
- ***Assistance***
 - ***Shelter in place***
 - ***Evacuation***
 - ***Support in Mass Care Shelters***
 - ***Special Medical Shelters***
 - ***Recovery***
- ***Participation***


Evacuation and Shelter Issues

- ***Identification difficult/ loss of records***
- ***Medicaid access***
- ***Medications***
- ***Loss of durable medical equipment***
- ***Agencies' loss of consumers & staff***
- ***Accommodation and rejection from shelters***
- ***Separation from care providers***
- ***Supports provided by the disability community at large***
- ***Identify and transport critical care articles to be included with evacuee (equipment, medications, special diet materials, TTY, etc.)***
- ***Find appropriate transportation***
- ***Communicate what is going to happen***



*Working with national, state, and local partners
to ensure safer communities.*

Current Activities for Ensuring Accessibility



*Working with national, state, and local partners
to ensure safer communities.*

Planning for a Disaster by Service Provider and Advocacy Organizations

Readiness vs. Preparedness

- **COMMUNITY READINESS**
- **Organizations**
- **Routines**
- **Action then Writing**
- **EMERGENCY PREPAREDNESS**
- **Emergency Professionals**
- **Emergencies**
- **Written Plan then Action**

**Leaders
Initiate
Readiness
Cycle**

**Select
Readiness
Coordinator**

**Establish Working Group and Assess
Current State of Readiness**

Recruit members and organize
Complete readiness assessment
Set priorities for action
Document activities

**Evaluation, Documentation,
and Establishing Routines**

Combine documentation of activities
into written plan for improving readiness
Evaluate readiness routines
Continue readiness cycle
Submit completed disaster readiness
plan to authorities as required

Community Disaster Readiness Cycle

**Initiate Readiness Improvement
Actions**

Mitigate immediate dangers
Expand existing drills, practices
Communicate with local responders
Coordinate with partner organizations
Inform members of your organization
Document activities

Mitigation

**Working
Group**

Risk
Analysis

Training & Education

Include readiness training activities in existing
training program
Develop new trainings for readiness linked with
readiness routines
Develop and conduct internal exercises
Participate in local and regional exercises
Document activities

**Identifying and Meeting the Needs
of Persons Served and Staff of
your organization**

Survey all individual members
Collect SIP/Evac supplies and equipment
Conduct exercises to identify readiness strengths
and weaknesses
Conduct drills and practices
Change organizational structures as needed
Obtain funding and other resources as needed
Document Activities

**From : Disaster Readiness Planning Template
for Providers of Services to Vulnerable
Populations (IPC 2009)**



*Working with national, state, and local partners
to ensure safer communities.*

Establish Working Group and Assess Current State of Readiness

- Recruit working group members and organize
- Complete readiness assessment
- Set priorities for action
- Document activities

Initiate Readiness Improvement Action

- Mitigate immediate dangers
- Expand existing drills, practice
- Communicate with local responders
- Coordinate with partner organizations
- Inform members of your own organization
- Document activities



*Working with national, state, and local partners
to ensure safer communities.*

Identifying and Meeting the Needs of Persons Served and Support Staff

- Survey all individual members
- Collect SIP/ evacuation supplies & equipment
- Conduct exercises to identify readiness strengths & weaknesses
- Conduct drills and practices
- Change organizational structures as needed
- Obtain funding and other resources as needed
- Document activities

Training & Education

- Include readiness training activities in existing training program
- Develop new trainings for readiness linked with readiness routines
- Develop and conduct internal exercises
- Participate in local and regional exercises
- Document activities

Evaluation, Documentation, and Establishing Routines

- Combine documentation of activities into written plan for improving readiness
- Evaluate readiness routines
- Continue readiness cycle
- Submit completed disaster readiness plan to authorities as required



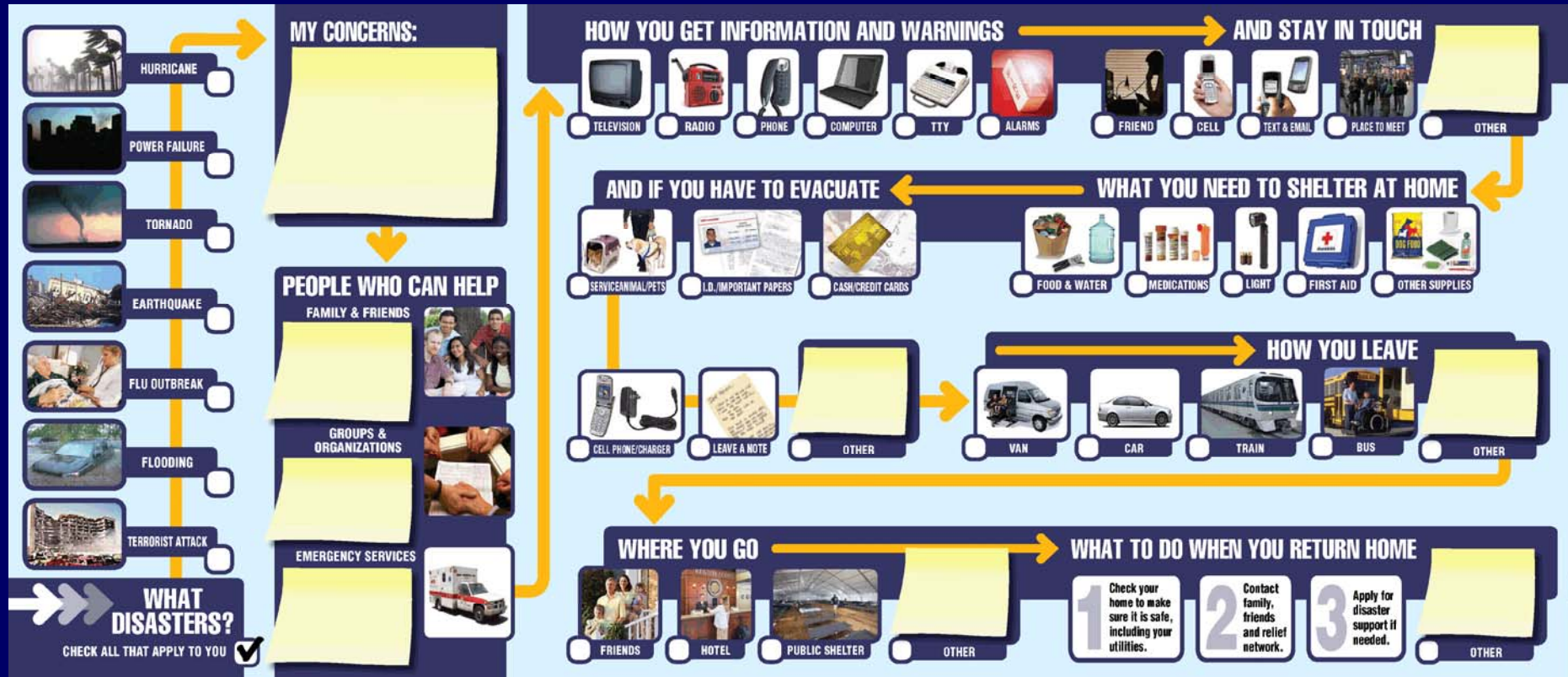
*Working with national, state, and local partners
to ensure safer communities.*

Ensuring the Preparedness of Individuals Who Live in Our Communities

- ***Sheltering in Place***
- ***Evacuating***
- ***Individual Planning for Alternate Shelters***
- ***Preparing to Use a Congregate or Medical Needs Shelter***
- ***Re-establishing Normal Routines***

*Working with national, state, and local partners
to ensure safer communities.*

Disaster Readiness Planner (IPC, 2009)





*Working with national, state, and local partners
to ensure safer communities.*

Criteria for Accessible Evacuation

*Working with national, state, and local partners
to ensure safer communities.*



**A police officer uses
written notes and
hand gestures
to tell a man
who is deaf
to evacuate**

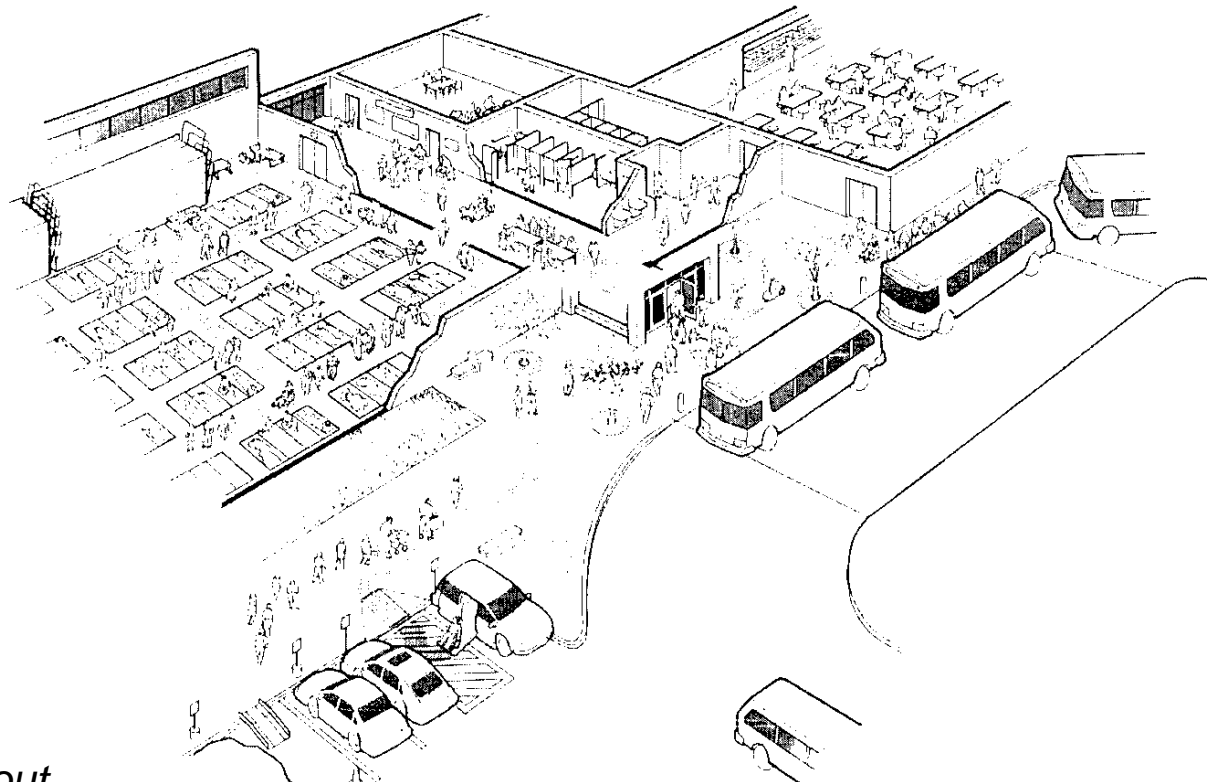


*Working with national, state, and local partners
to ensure safer communities.*

Criteria for Accessible Shelters

Americans with Disabilities Act

ADA Checklist for Emergency Shelters





*Working with national, state, and local partners
to ensure safer communities.*

What does IPC do?

Training and Information Research

***Technical Assistance to local/ regional governments
and organizations***

Planning Materials and Templates

For more information see www.inclusivepreparedness.org